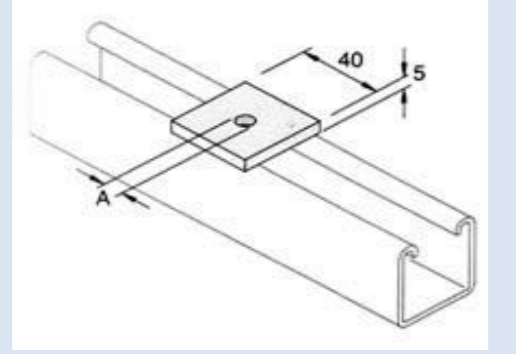
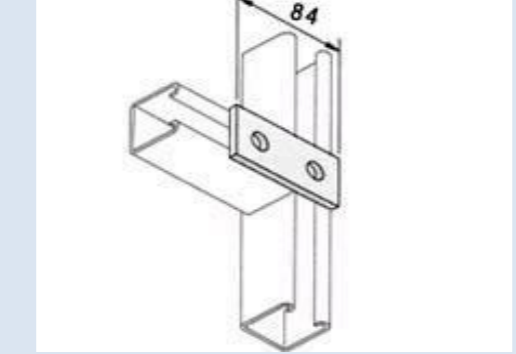
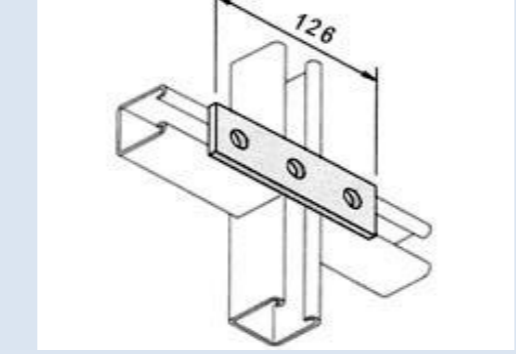
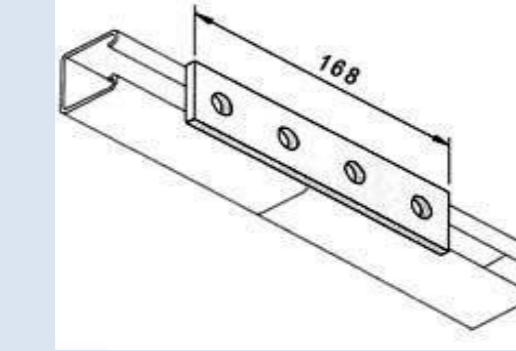
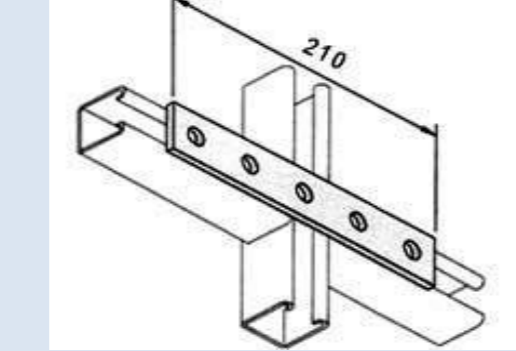
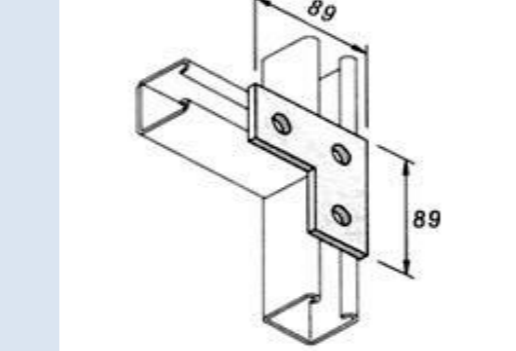
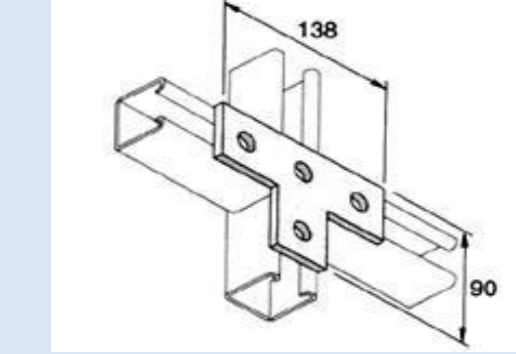
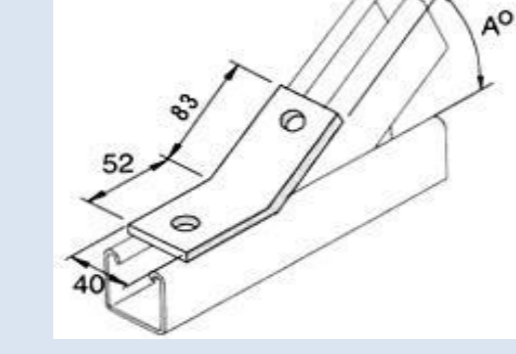
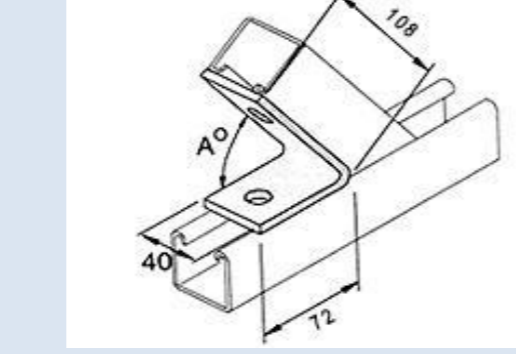
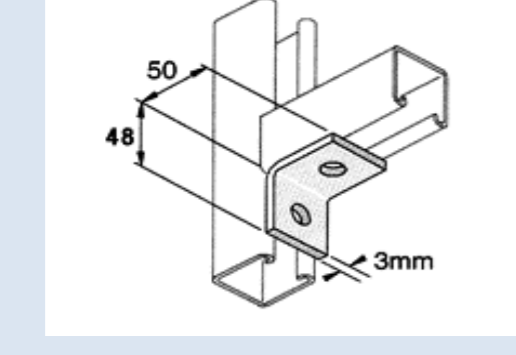
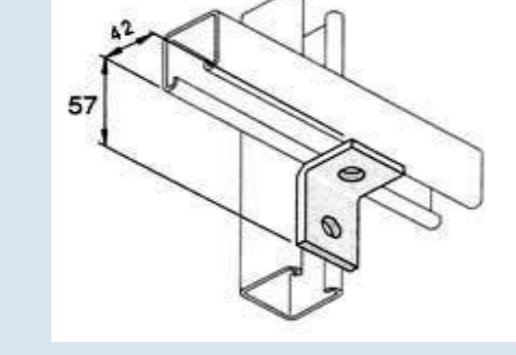
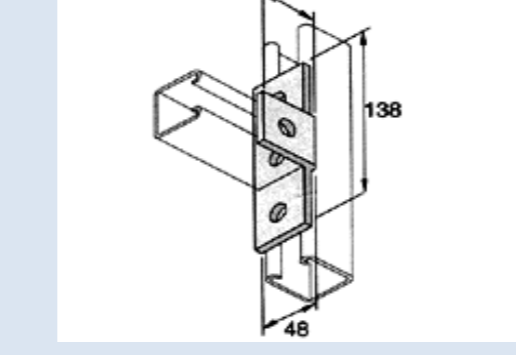
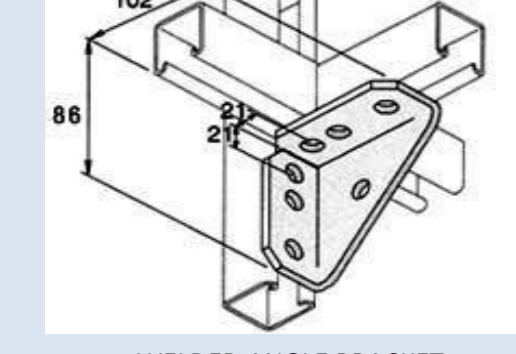
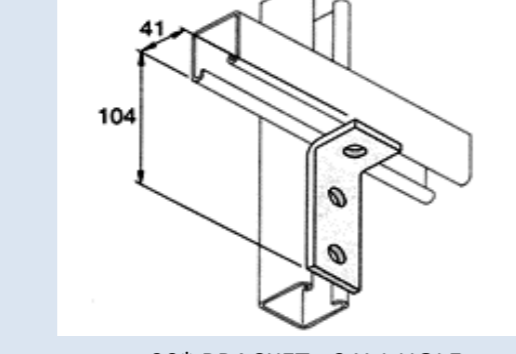
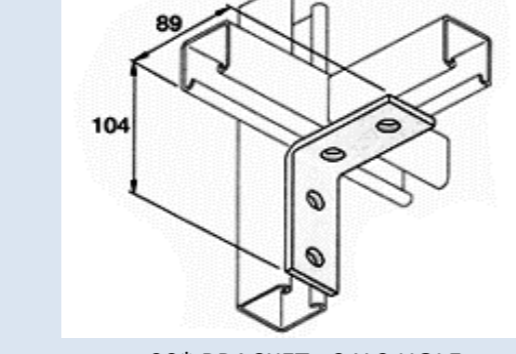
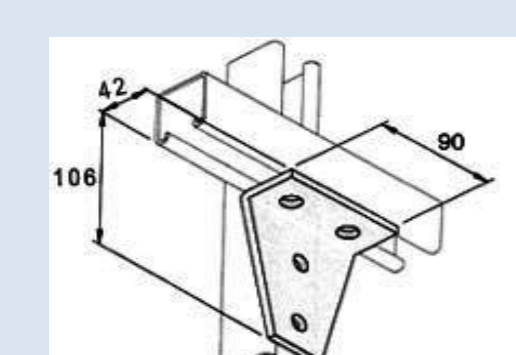
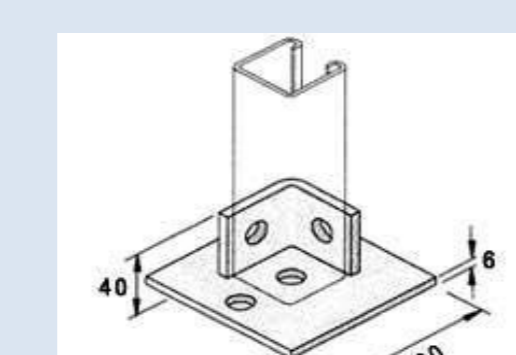
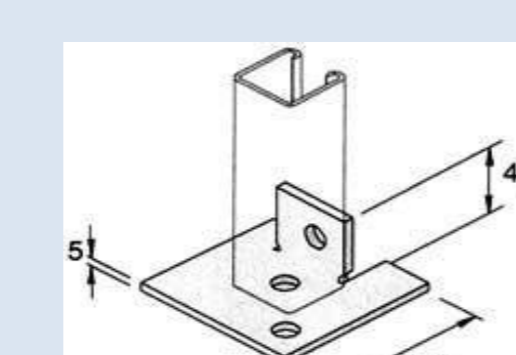
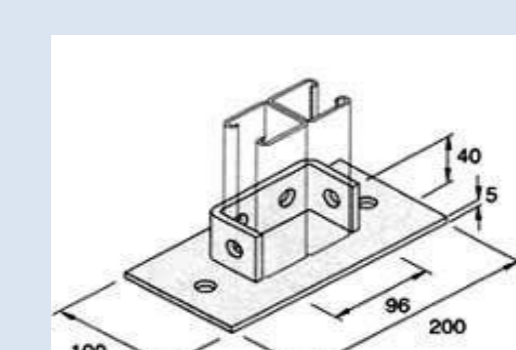
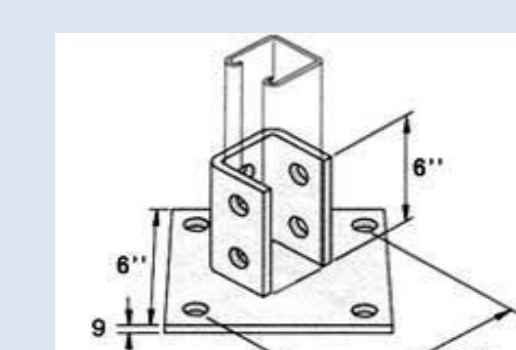
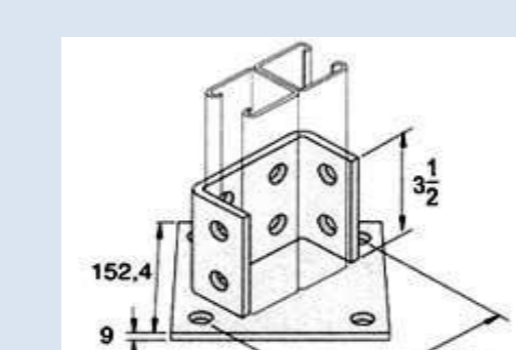
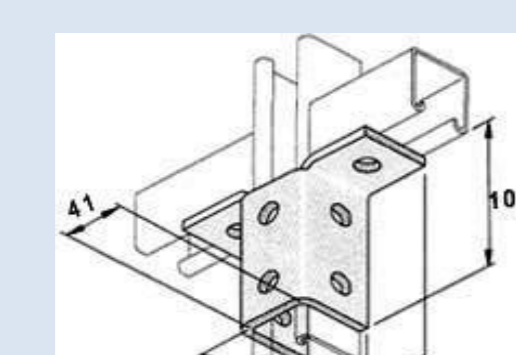
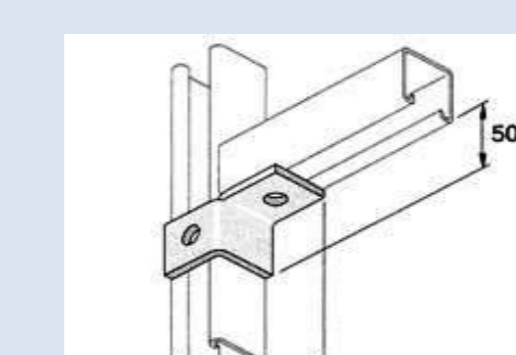
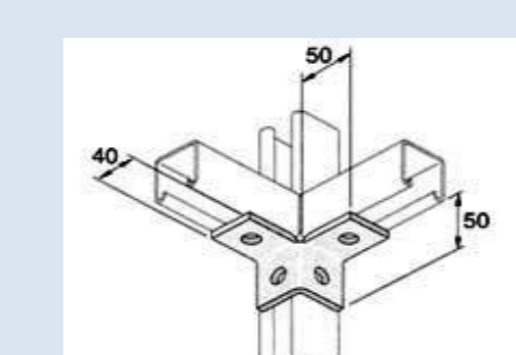
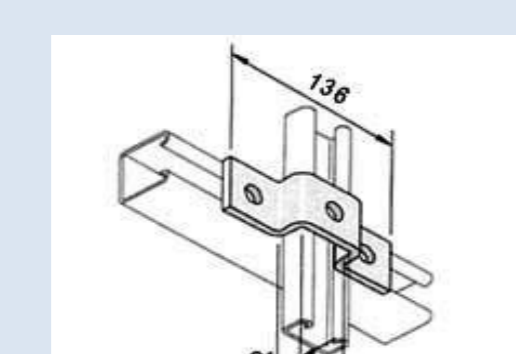
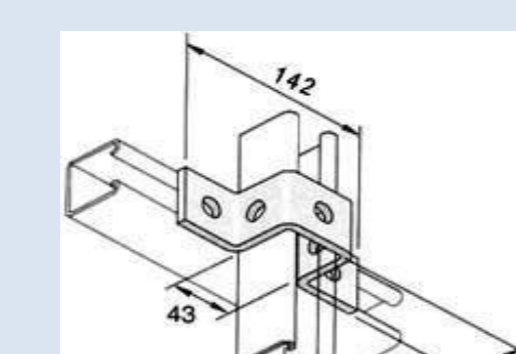
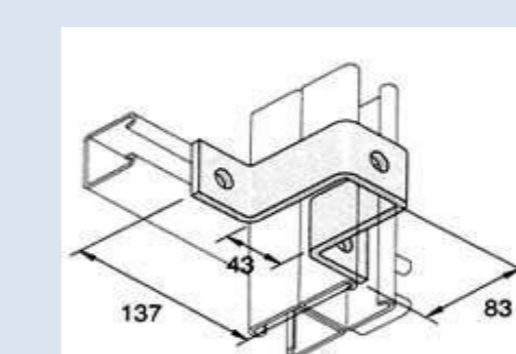
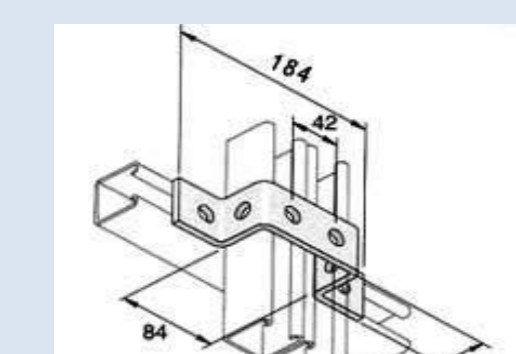
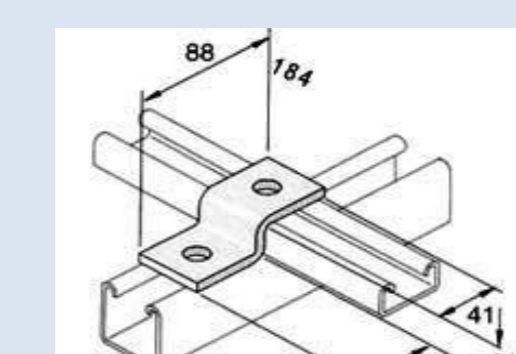
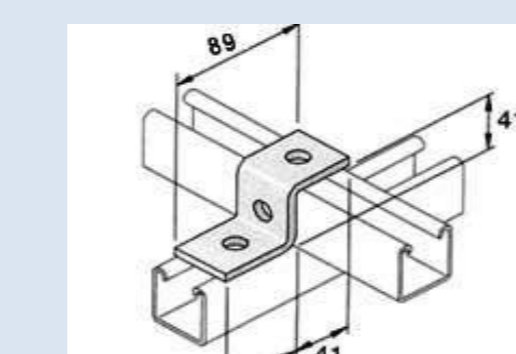
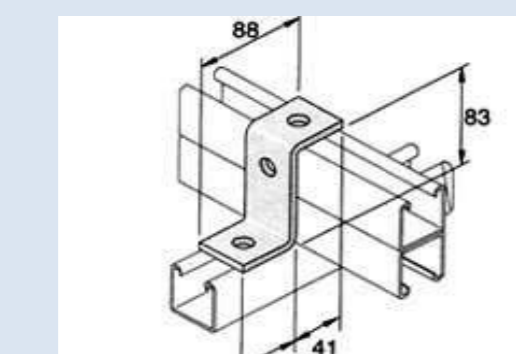
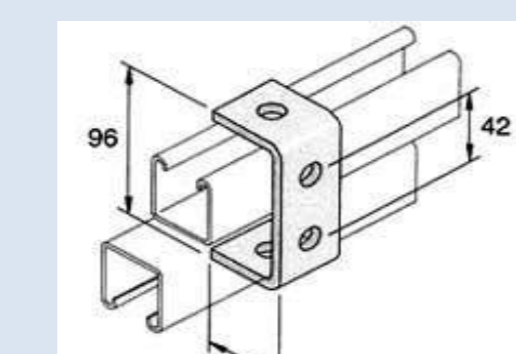
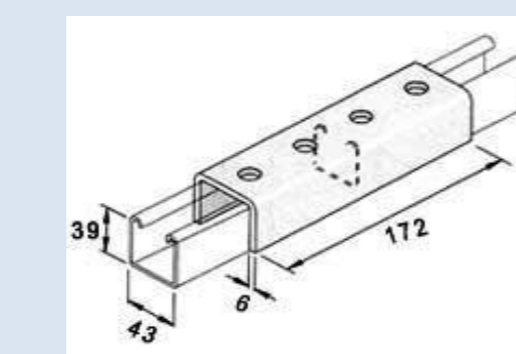

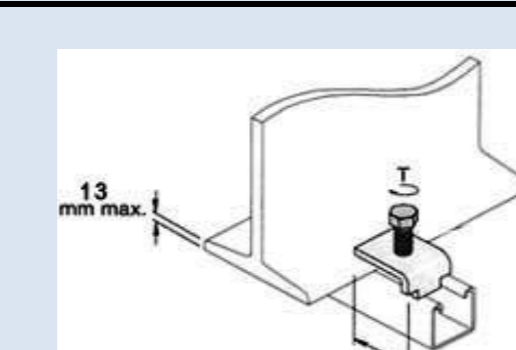
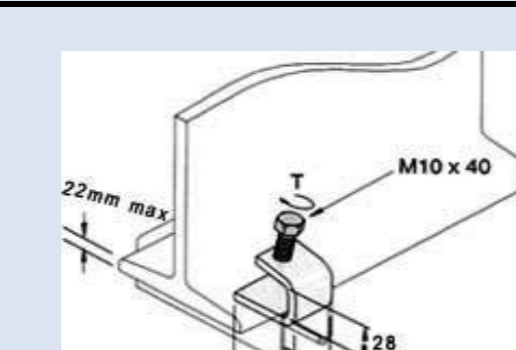
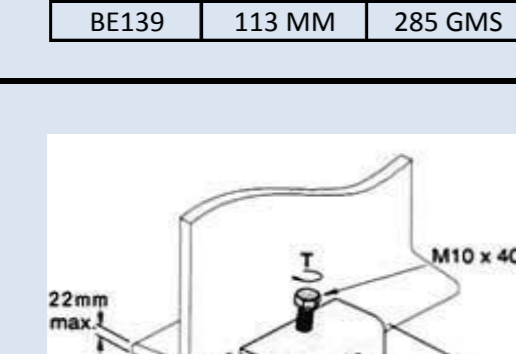

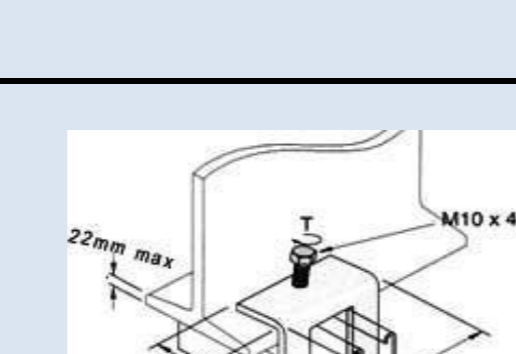
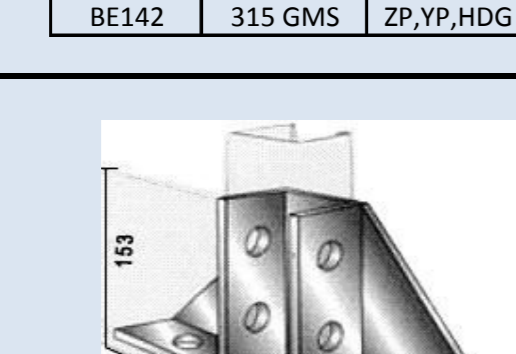
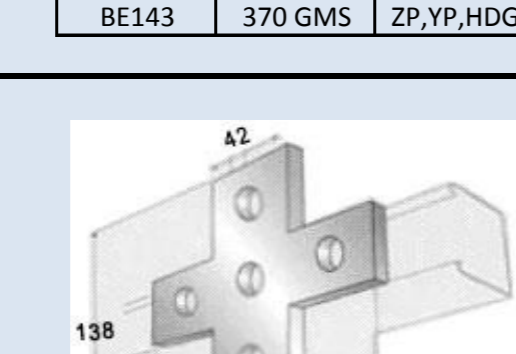


Our Metal Brackets are manufactured from the premium quality raw materials under the strict vigil of experts.
 Our Metal Brackets are easy to install and remove that make them highly popular in the market.
 Material Standard: BS 1469 Part 2: 1983
 Specification: BS 6946:1998
 Finishes available: Zinc plated, Yellow passivation, Hot dip galvanized

 <p>SQUARE WASHER - M8, 10, 12 PART No. WT / FC FINISH BE102 70 GMS 2P.VP.HDG</p>	 <p>2 HOLE PLATE PART No. WT / FC FINISH BE103 145 GMS 2P.VP.HDG</p>	 <p>3 HOLE PLATE PART No. WT / FC FINISH BE104 220 GMS 2P.VP.HDG</p>
 <p>4 HOLE PLATE PART No. WT / FC FINISH BE104 285 GMS 2P.VP.HDG</p>	 <p>5 HOLE PLATE PART No. WT / FC FINISH BE105 360 GMS 2P.VP.HDG</p>	 <p>L BRACKET PART No. WT / FC FINISH BE106 225 GMS 2P.VP.HDG</p>
 <p>T BRACKET PART No. WT / FC FINISH BE107 345 GMS 2P.VP.HDG</p>	 <p>OBTUSE ANGLE BRACKET - 45° PART No. WT / FC FINISH BE108 250 GMS 2P.VP.HDG</p>	 <p>ACUTE ANGLE BRACKET - 45° PART No. WT / FC FINISH BE109 335 GMS 2P.VP.HDG</p>
 <p>90° BRACKET PART No. WT / FC FINISH BE110 148 GMS 2P.VP.HDG</p>	 <p>90° BRACKET - 1ST HOLE PART No. WT / FC FINISH BE111 146 GMS 2P.VP.HDG</p>	 <p>90° ANGLE T BRACKET PART No. WT / FC FINISH BE112 345 GMS 2P.VP.HDG</p>
 <p>WELDED ANGLE BRACKET PART No. WT / FC FINISH BE113 420 GMS 2P.VP.HDG</p>	 <p>90° BRACKET - 2 X 1 HOLE PART No. WT / FC FINISH BE114 50 X 96 230GMS BE115 41 X 104 225 GMS BE116 55 X 90 230 GMS</p>	 <p>90° BRACKET - 2 X 2 HOLE PART No. WT / FC FINISH BE117 315 GMS 2P.VP.HDG</p>
 <p>90° DELTA BRACKET PART No. WT / FC FINISH BE118 430 GMS 2P.VP.HDG</p>	 <p>BASE PLATE WITH 3 SIDES WELDED PART No. WT / FC FINISH BE119 645 GMS 2P.VP.HDG</p>	 <p>BASE PLATE WITH 4 SIDES WELDED PART No. WT / FC FINISH BE120 590 GMS 2P.VP.HDG</p>
 <p>BASE PLATE DOUBLE CHANNEL PART No. WT / FC FINISH BE121 5.5 KGS 2P.VP.HDG</p>	 <p>BASE PLATE SINGLE CHANNEL PART No. WT / FC FINISH BE122 2P.VP.HDG</p>	 <p>BASE PLATE SINGLE CHANNEL PART No. WT / FC FINISH BE123 2P.VP.HDG</p>
 <p>CHANNEL T BRACKET PART No. WT / FC FINISH BE124 700 GMS 2P.VP.HDG</p>	 <p>2 HOLE SINGLE CORNER CONNECTOR PART No. WT / FC FINISH BE125 2P.VP.HDG</p>	 <p>4 HOLE FRONT SIDE CONNECTOR PART No. WT / FC FINISH BE126 2P.VP.HDG</p>
 <p>HALF CHANNEL TOP HAT BRACKET PART No. WT / FC FINISH BE127 290 GMS 2P.VP.HDG</p>	 <p>CHANNEL TOP HAT BRACKET PART No. WT / FC FINISH BE128 330 GMS 2P.VP.HDG</p>	 <p>DOUBLE CHANNEL TOP HAT BRACKET PART No. WT / FC FINISH BE129 335 GMS 2P.VP.HDG</p>
 <p>DOUBLE WIDE TOP HAT BRACKET PART No. WT / FC FINISH BE130 425 GMS 2P.VP.HDG</p>	 <p>HALF CHANNEL Z BRACKET PART No. WT / FC FINISH BE131 175 GMS 2P.VP.HDG</p>	 <p>SINGLE Z BRACKET PART No. WT / FC FINISH BE132 200 GMS 2P.VP.HDG</p>
 <p>DOUBLE Z BRACKET PART No. WT / FC FINISH BE133 285 GMS 2P.VP.HDG</p>	 <p>DOUBLE CHANNEL BRACKET PART No. WT / FC FINISH BE134 300 GMS 2P.VP.HDG</p>	 <p>EXTERNAL CHANNEL CONNECTOR PART No. WT / FC FINISH BE135 234X1172 660 GMS BE136 234X1171 585 GMS</p>
 <p>BEAM CLAMP WITH M 10 U BOLT PART No. [1/4 U BOLT] WT / FC FINISH BE137 73 MM 250 GMS BE138 90 MM 275 GMS BE139 113 MM 295 GMS</p>	 <p>BEAM CLAMP PART No. WT / FC FINISH BE140 130 GMS 2P.VP.HDG</p>	 <p>BEAM CLAMP M 10 PART No. WT / FC FINISH BE141 145 GMS 2P.VP.HDG</p>
 <p>HALF CHANNEL WINDOW BRACKET PART No. WT / FC FINISH BE142 315 GMS 2P.VP.HDG</p>	 <p>FULL CHANNEL WINDOW BRACKET PART No. WT / FC FINISH BE143 370 GMS 2P.VP.HDG</p>	 <p>DOUBLE CHANNEL WINDOW BRACKET PART No. WT / FC FINISH BE144 470 GMS 2P.VP.HDG</p>
 <p>DELTA PLATE PART No. WT / FC FINISH BE145 133 X 215 1.50 KGS BE146 133 X 215 1.70 KGS BE147 133 X 215 1.90 KGS</p>	 <p>CROSS PLATE PART No. WT / FC FINISH BE148 600 GMS 2P.VP.HDG</p>	